

**Boston College**  
**June 19, 2018**

**PULSE Program for Service Learning ( ) r ce Learning ( ) A core progr**

College of Arts and Sciences, PULSE's learning outcomes reflect those for the university as well as for the Philosophy and Theology Departments. In June, 2015, the PULSE faculty also developed more specific learning outcomes for the core-level PULSE course, "Person and Social Responsibility."

*Philosophy Core Goals*

2. Explore the fundamental texts and practices that shape Christian theology;
3. Understand the dynamic relationship between religious truth-claims and their moral implications, both personal and societal;
4. Engage the various disciplinary methods required for theological reflection, including textual, historical, social, and cultural analysis; and
5. Relate theological inquiry to the enduring questions animating the broader liberal arts tradition.

*PULSE Core Goals*

1. Students will have an understanding of the ways in which service and the study of philosophical and theological traditions inform each other;


24 0 0 0.241258915 BT-500 (Strategic Ability to Employ Knowledge) 0.24000124(12)589(02 dm) BT-300 (4 50 25007)1-

B. Very early in the fall semester, each faculty person will design and assign a writing assignment that fits with his/her course that addresses Goal #1. It is up to each faculty person to decide how to grade the

**PULSE Program for Service Learning  
2016-2017 Core Assessment Process and Results (Direct Evidence)  
Report from Assessment Committee to PULSE Faculty – May 18, 2017**

Background Expectations

- As part of its NEASC accreditation process, PULSE (along with many other programs in the university) was



ometimes the fall papers were

collapse ideas together rather than expand on specific ideas (e.g. s  
stronger than the spring papers).

### Recommendations

We look forward to our conversation this morning.

Respectfully,

### Scale Used

DUI SE Cons Learning Goals

RESULT of DIRECT ASSESSMENT IN 2017-2018

What follows on the next two pages is the memo that was distributed to the PULSE faculty at our annual faculty days in 2018:

Boston College  
PULSE Program for Service Learning

Service Learning Goals (established by PULSE faculty in 2013)

- Students will have an understanding of the ways in which service and the study of philosophical and theological traditions inform each other.
1. Students will demonstrate the ability to employ an ongoing praxis methodology in which they encounter challenging
2. Students will demonstrate the ability to employ an ongoing praxis methodology in which they encounter challenging
3. Students will develop a critical understanding of intersecting systems of power, privilege, and oppression, especially race, class, gender, sexuality, and ability.

2017-2018 Prompt for Students to Assess Goal 1:

The above prompt will be assigned to PULSE core-level students in 2017-2018. The beginning-of-year



will come from you directly and not from the PULSE office, so please be sure to include it in your syllabus. After you collect your September papers, please hold onto them; if for some reason the PULSE office needs them before the end-of-year papers have been submitted to you from your students, the office will contact you. **Grading:** Please *do* give credit for the assignment in both semesters so that students take it seriously.

There was also discussion regarding how many papers need to be read in order to ensure that the results are sufficiently representative. And there was discussion on what we hope to see in goal #3 assessment papers:

Student identifies privilege and oppression as structural;

Student defines both privilege and oppression and explains how they work;

Student addresses relationship between privilege and oppression;

Student demonstrates an understanding that privilege and oppression are not additive but intersectional;

Students use texts from the year for the spring paper

#### **4. Who collects and interprets the evidence and what process do they use to make recommendations for improvement? When does this occur?**

##### *PULSE RESPONSE*

##### INDIRECT EVIDENCE:

The internally-administered surveys are interpreted by the PULSE Program staff (director and assistant director). The internal survey questions are reviewed at the beginning of each academic year, and the survey results are read by the program staff at the end of each academic year with special attention paid to difficulties students may have encountered, especially with their PULSE service placements.

The external surveys, which are sporadic in their implementation according to the research needs of the researchers, are interpreted by the professional researchers using advanced statistical methodologies and measure students' self-reported impact of PULSE on themselves.

##### DIRECT EVIDENCE:

Please see the previous PULSE memos [pp. 4-7]

#### **5. List the changes that have been made as a result of the recommendations that emerged from the evidence collected with a short explanation of why each change was made.**

*PULSE RESPONSE:* At this time, we are still figuring out how to do the direct assessments. Once we have established a method that seems to work well, we can attend more to responding to the evidence. At this moment in time, the direct evidence is encouraging.

#### **6. Do you have evidence that the change has resulted in improvement in learning outcomes?**

*PULSE RESPONSE:* Not yet applicable.

#### **7. Give the date of your most recent program review and the date of your next review.**

*PULSE RESPONSE:* Uncertain.



***A E DICE :***

Appendix 1 (p. 10-11): Michelle Sterk Barrett, *Fostering the Spiritual Development of Undergraduates through Service Learning (dissertation section)*

Appendix 2 (p. 12-34): Michelle Sterk Barrett, *Fostering the Spiritual Development of Undergraduates through Service Learning (article from dissertation)*

Appendix 3 (p. 35-38): PULSE 2016-2017 *Beginning-of-Year* and *End-of-Year* Student Surveys (indirect evidence)

Appendix 4 (p. 39-42): PULSE 2017-2018 *Beginning-of-Year* and *End-of-Year* Student Surveys (indirect evidence)



The problems that caused people at my placement to need social services were frequently the result of circumstances beyond their control.	271	3.52	.595
I felt supported by other students at my placement.	270	3.49	.740
This course exposed me to diverse perspectives that did not fit with my prior opinions and assumptions.	270	3.50	.644
I built caring relationships with those served at my placement.	271	3.61	.700
Class assignments challenged me to think critically about my assumptions, values, and/or beliefs.	271	3.57	.604

Fostering the Spiritual Development of Undergraduates through Service Learning

Michelle C. Sterk Barrett

University of Massachusetts, Boston

College of the Holy Cross, Worcester

## SERVICE LEARNING & SPIRITUAL DEVELOPMENT

Holistic student development, the belief that education should foster the development of the whole person, is a primary mission of higher education (American Council on Education, 1937; Braskamp, Trautvetter, & Ward, 2006; Kiessling, 2010). One component of holistic student development is spiritual development (Kiessling, 2010).

Studies have found that undergraduates and youth have an overwhelming interest in spirituality. Astin, Astin, and Lindholm (2004) discovered that 78% of undergraduates discuss religion/spirituality with their friends and 75% are actively searching for meaning/purpose in life. Roehlkepartain et al. (2008) investigated spiritual beliefs among 12-25 year olds in eight countries and found that 52% of youth in the United States describe themselves as very or pretty spiritual and only 20% describe themselves as not spiritual.

Yet, students have expressed that academic experiences within higher education are not adequately meeting their desire for spiritual development (Astin et al., 2004; Chickering, Dalton, & Stamm, 2006; Kuh & Gonyea, 2006). Fifty-six percent of undergraduates report that their professors never provide

SERVICE LEARNING & SPIRITUAL DEVELOPMENT



## SERVICE LEARNING & SPIRITUAL DEVELOPMENT

Interviewees were also selected to ensure variation in academic disciplines, ethnic backgrounds, religious backgrounds, PULSE classes, and PULSE placements.

Of the 272 study



## SERVICE LEARNING & SPIRITUAL DEVELOPMENT

2001; Kiely, 2005); exposure to complex social problems without easy solutions (Eyler & Giles, 1999; Kiely, 2005); exposure to social problems that seem unjust (Kiely, 2005); and written reflection activities and class discussions that ask students to think critically about prior assumptions, values,

## SERVICE LEARNING & SPIRITUAL DEVELOPMENT

Astin, & Lindholm, 2011b; Braskamp et al., 2006; Love & Talbot, 1999; Roehlkeptian et al., 2008). Based upon this conceptualization of spirituality and the instrument developed by Astin, Astin, and Lindholm (2011a; 2011b), spirituality indicators in the quantitative portion of the study were

## SERVICE LEARNING & SPIRITUAL DEVELOPMENT

differences in the individual service-learning experiences that may have related to whether spiritual growth occurred.

An interview protocol was utilized that included a list of open-ended questions consistent with the research questions. Interviews explored the role that each of the following

a

nd,(on4.92 cm BT 50 0 0 50 10

## SERVICE LEARNING & SPIRITUAL DEVELOPMENT



## SERVICE LEARNING & SPIRITUAL DEVELOPMENT

world<sup>a</sup>

Helping others who are in difficulty <sup>a</sup>	3.54	.624	3.69	.500	<.001	.27
Improving my understanding of other cultures and countries <sup>a</sup>	3.25	.791	3.47	.659	<.001	.30
Becoming involved in programs to clean up the environment <sup>a</sup>	2.52	.824	2.79	.880	<.001	.32
Most people can grow spiritually without being religious <sup>b</sup>	3.24	.777	3.40	.716	.001	.21
We are all spiritual beings <sup>b</sup>	3.05	.717	3.13	.750	.100	

SERVICE LEARNING &







SERVICE LEARNING & SPIRITUAL DEVELOPMENT

## SERVICE LEARNING & SPIRITUAL DEVELOPMENT

to care about. This led students' eyes to be "opened" to the ways in which their prior





SERVICE LEARNING & SPIRITUAL DEVELOPMENT

## SERVICE LEARNING & SPIRITUAL DEVELOPMENT

opportunity for spiritual growth

## SERVICE LEARNING & SPIRITUAL DEVELOPMENT

relationships. The



## SERVICE LEARNING & SPIRITUAL DEVELOPMENT

Table A1

*Descriptive Statistics of Independent Variables/PULSE Components (N=272)*

Variable	<i>n</i>	M	SD
I felt supported by my PULSE professor.	272	3.81	.481
Class journaling / reflective writing challenged me to think critically about my assumptions, values, and/or beliefs.	270	3.47	.672
There was a diversity of perspectives expressed in my PULSE class and discussion group.	270	3.50	.644
The problems that caused			

SERVICE LEARNING & SPIRITUAL DEVELOPMENT

Table A2

*Regression Analysis Summary for Class Challenge and Witnessing Injustice Predicting an Eye Opening Experience*

Predictors	Unstandardized		Standardized		
	Coefficients		Coefficients		
	B	Std. Error	Beta	t	Sig.
(Constant)	6.491	.863		7.523	.000
Class Challenge	.668	.069	.487	9.742	.000
Witnessing Injustice Scale	.416	.072	.291	5.811	.000

Table A3

*Regression Analysis Summary for an Eye Opening Experience Predicting Change in the Religious/Spiritual Struggle Scale*

Predictors	Unstandardized		Standardized		
	Coefficients		Coefficients		

Table A5

*Regression Analysis Summary for Class Challenge and Witnessing Injustice Predicting Change in Religious/Spiritual Struggle*

## References

American Council on Education (1937). *The student personnel point of view*. Retrieved from [http://www.naspa.org/pubs/files/StudAff\\_1937.pdf](http://www.naspa.org/pubs/files/StudAff_1937.pdf)

Astin, A., Astin, H., & Lindholm, J. (2004). *Spirituality in higher education: A national study of college students' search for meaning and purpose summary of selected findings (2000-2003)*. Los Angeles: University of California Los Angeles, Higher Education Research Institute. Retrieved from <http://www.heri.ucla.edu/publications-brp.php>

Astin, A., Astin, H., & Lindholm, J. (2011a). Assessing students' spiritual and religious qualities. *Journal of College Student Development*, 52(1), 39-61.

Astin, A., Astin, H., & Lindholm, J. (2011b). *Cultivating the spirit: How college can enhance students' inner lives*. S12 T Q q 0.24 0 0 0.24 12 589.92cm BT 0.004 T2 cm BT 50 0 0 50 593 -313 Tm/

Daloz Parks, S. (2000). *Big questions, worthy dreams: mentoring young adults in their search for meaning, purpose, and faith*. San Francisco, CA: Jossey-Bass.

Eyler, J., & Giles, D., Jr. (1999). *Where's the learning in service-learning?* San Francisco, CA: Jossey-Bass.

Eyler, J., Giles, D., Jr., Stenson,

- Lovik, E. (2010). *The impact of organizational features and student experiences on spiritual development during the first year of college*. (Unpublished Doctoral Dissertation). The Pennsylvania State University.
- Ma, S. Y. (2003). The Christian college experience and the development of spirituality among students. *Christian Higher Education*, 2, 321-339.
- Nelms, L., Hutchins, E., Hutchins, D., & Pursley, R. (2007). Spirituality and the health of college students. *Journal of Religion & Health*, 46(2), 249-265.
- Park, J. J., & Millora, M. (2010). Psychological well-being for white, black, Latino/a, and Asian American students: Considering spirituality & religion. *Journal of Student Affairs Research and Practice*, 47(4), 445-461.



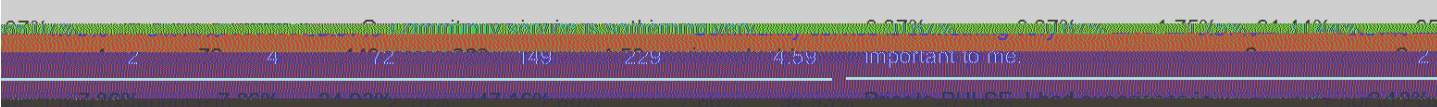







Answered: 229 Skipped: 7


How important is it to you to have a diverse background in your church?




How important is it to you to have a diverse background in your church?




How important is it to you to have a diverse background in your church?




How important is it to you to have a diverse background in your church?



How important is it to you to have a diverse background in your church?

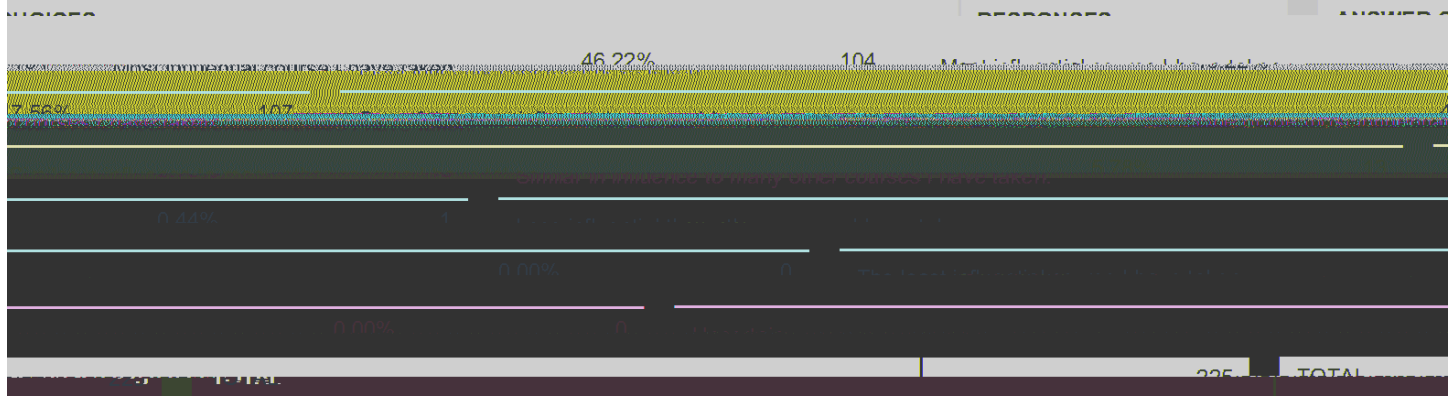


How important is it to you to have a diverse background in your church?




How important is it to you to have a diverse background in your church?

# experience?



**A E DI 4: 2017-2018 STUDENT SURVEY MATERIAL (Indirect Evidence)**



...disagree how strongly you agree or disagree with the

Q3 Please indicate

...experiences

...experience.

193 Answered 5 Skipped

STRONGLY DISAGREE		DISAGREE		AGREE		STRONGLY AGREE	
27.44%	105	20.21%	78	29.01%	108	23.32%	87
The newly diverse group was a learning experience.				I interacted more with my PUJ SE.			
7.60%	29	16.06%	60	25.29%	94	27.05%	101
Average: 4.39				Average: 4.39			

to the people. Because of my PUJ SE experience, my judgment according

Answered: 193 Skipped: 5

STRONGLY DISAGREE		DISAGREE		AGREE		STRONGLY AGREE	
9.84%	14	8.81%	77	18.13%	98	19.32%	193
judgments about people.				My awareness of societal inequities			
7.60%	29	16.06%	60	25.29%	94	27.05%	101
Average: 4.39				Average: 4.39			
has been unchanged.				has been strengthened.			
7.60%	29	16.06%	60	25.29%	94	27.05%	101
Average: 4.39				Average: 4.39			
has been weakened.				has been strengthened.			
7.60%	29	16.06%	60	25.29%	94	27.05%	101
Average: 4.39				Average: 4.39			
has been strengthened.				has been strengthened.			
7.60%	29	16.06%	60	25.29%	94	27.05%	101
Average: 4.39				Average: 4.39			
has been strengthened.				has been strengthened.			
7.60%	29	16.06%	60	25.29%	94	27.05%	101
Average: 4.39				Average: 4.39			
has been strengthened.				has been strengthened.			
7.60%	29	16.06%	60	25.29%	94	27.05%	101
Average: 4.39				Average: 4.39			
has been strengthened.				has been strengthened.			
7.60%	29	16.06%	60	25.29%	94	27.05%	101
Average: 4.39				Average: 4.39			
has been strengthened.				has been strengthened.			

Item	Average	Strongly Disagree	Disagree	Neutral	Agree	Strongly Agree
Community service is something very important to me.	4.63	0.00%	0.52%	5.15%	25.26%	69.07%
I am comfortable with people from different cultures.	3.79	0.00%	0.00%	3.00%	55.00%	42.00%
I understand the complexities of urban problems in the U.S.	4.17	0.00%	0.00%	0.00%	11.20%	88.80%
I intend to take more philosophy classes.	2.92	11.34%	26.29%	32.99%	17.53%	11.86%
I have an interest in theology.	3.00	7.22%	19.07%	24.74%	35.05%	13.92%
I intend to take more theology classes.	3.00	13.92%	38.14%	25.26%	16.49%	6.19%
I have an understanding of social issues.	3.27	0.00%	0.00%	0.00%	50.00%	50.00%

